

ALUMINIUM VENETIAN BLINDS

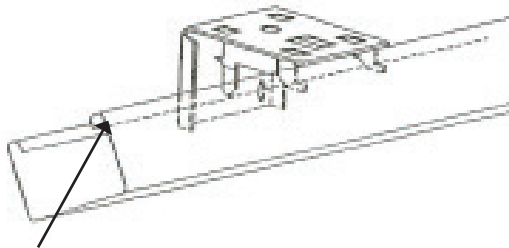


Fitting Instructions

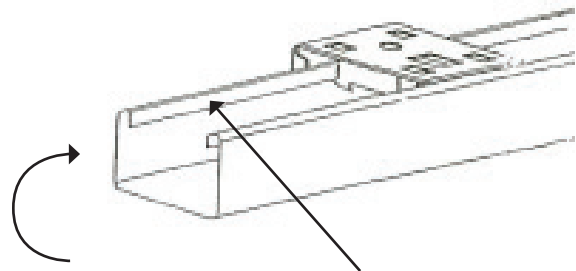
March 2015

If installing on plaster or wallboard, where possible pick up timber stud. If unable to locate stud, use a suitable wall plug or toggle for plasterboard to hold the brackets. Mark the positions for the brackets. The end brackets should be about 70mm in from the ends. Any other brackets should be positioned evenly between the end brackets. Make sure the brackets aren't positioned over any ladders as this may interfere with the components in the head rail.

Hold the front edge of the head rail over the front hooks of the brackets. Gently push back on the head rail and twist the back edge up to lock it in place.



1. Hook in the front edge of the blind into bracket first.



2. Twist the back edge into position.

3. Push the Blind up into the rear bracket hooks.

Fit hold-down clips if desired. Fully lower the blind to determine the position of the hold-down clips at the base of the window. Secure the hold-down clips with the screws provided.

Note: Make sure that the blades are in the 'OPEN' position when the blind is being raised or lowered. Failure to do so may cause damage to the blind or restrict its operation.

How to install the Cord Cleat


The Cord Cleat is used to tie excess cords out of the reach of children. To avoid creating a possible strangulation hazard for children, the corded internal window covering must be installed in such a way that a loose cord cannot form a loop 220 mm or longer at a height of less than 1600 mm above floor level – to prevent a child from unwinding a cord from a cleat.



Fasten using
Screws.

1. Position the Cleat against the window frame in a place that is accessible to the user while remaining inaccessible to small children.
2. Fasten the Cleat with the two screws provided into the architrave or window frame (solid material like MDF or Hardwood).

This device will not prevent strangulation if young children wrap pull cords around their necks.

 **WARNING**

WARNING: Young children have died by wrapping loose curtain and blind cords or chains around their necks. Secure cords or chains with cord guides or keep them out of reach by winding them around a cleat. Move cots and furniture away from window covering cords or chains. Do not remove this label.

